


PTAC External – Reset of Password

Effective Nov 15, 2017 at approximately 0730 external stakeholders will be able to reset their own password by completing the following steps [on the PTAC website](#).

- 1) *Enter User Name*
- 2) *Select “Forgot your password?”*

User Name:

Password:

 Login


 [Forgot your password?](#)

- 3) *Enter the email associated with the PTAC account*
- 4) *Select “Submit”*

Forgot Password

Enter your email address and we'll send you a link to reset your password.


Email:*



- 5) *An auto-generated email will be sent with instructions on resetting your password*
- 6) *Open the email and select “Click here to reset your password” link*

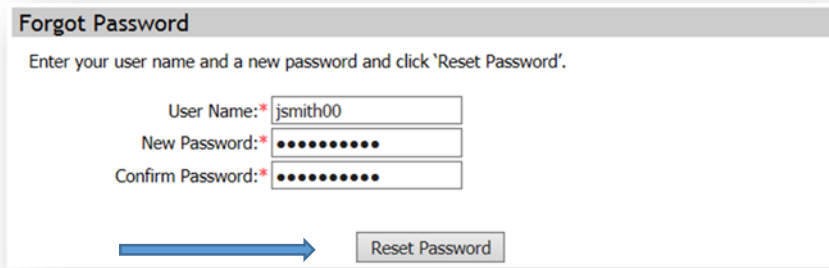
Reset your PTAC Password

If you did not initiate this request, please let us know by contacting PTAC. Otherwise please click on link below.

 [Click here to reset your password](#)

- 7) *Enter a new password*

8) *Select "Reset Password"*




Forgot Password

Enter your user name and a new password and click 'Reset Password'.

User Name:* jsmith00

New Password:* ●●●●●●●●

Confirm Password:* ●●●●●●●●



9) *The user will be advised once the password has been reset.*



Forgot Password

Your password has been reset. Please [click here to log in.](#)

10) *Follow the instructions to log in*



Forgot Password

Your password has been reset. Please [click here to log in.](#)
